



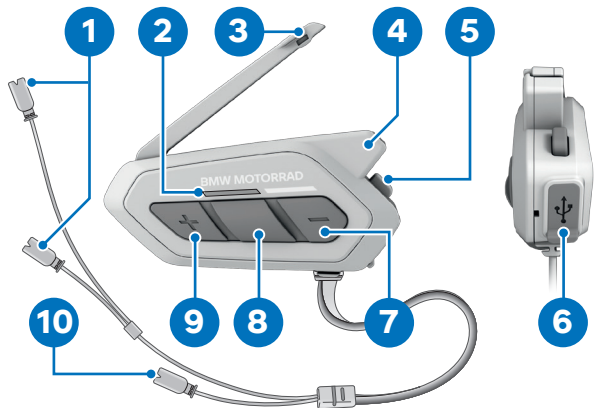
**BMW
MOTORRAD**

GETTING STARTED
ConnectedRide Com U1



MAKE LIFE A RIDE

OVERVIEW



LEGEND


- 1 Speaker connections
- 2 Status LED
- 3 Mesh Intercom aerial
- 4 Bluetooth aerial
- 5 Mesh Intercom button
- 6 Connection for USB-C charging and data cable
- 7 Button (-)
- 8 Middle button
- 9 Button (+)
- 10 Microphone connection

FUNCTIONS

Switch on/off




Battery state of charge



Pairing

TFT display, Navigator or mobile phone

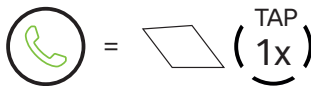


FUNCTIONS

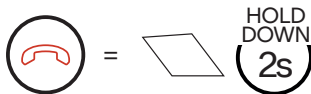
Adjust volume



Mobile phone



Accept call

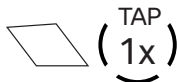


Reject/end call

Pair Bluetooth Intercom



Pair intercom system



Pause intercom system

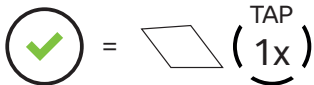
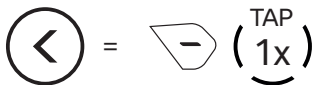
FUNCTIONS

Open Mesh Intercom

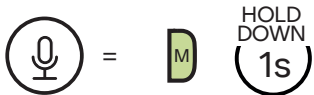
Switch Mesh Intercom on/off



Change Mesh channels

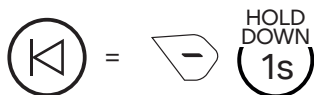
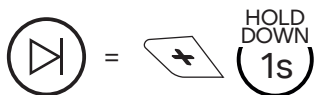
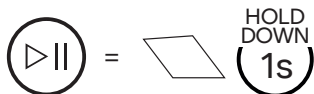


Activate/deactivate microphone



AUDIO PLAYBACK

Track



Consulting this Getting Started guide is not a substitute for careful and complete reading of the operating instructions and the safety information they contain. The guide accompanies the item of equipment. You can download the complete operating instructions from <http://bmw-motorrad.com/accessories-instructions>



Login @ My BMW Motorrad

© 2021 BMW Motorrad

Not to be reproduced by any means whatsoever, wholly or in part, without the written permission of BMW Motorrad. 08/2021, 1st edition, 00, part number: 01 29 5 A5C 540